

Your Title

Name of First Author¹, Name of Second Author^{1,2}, Name of Third Author³

Abstract Please insert abstract here.

1 General Information

Please insert text.

2 Activities during the Past Year

Please insert text.

3 Current Status

Please insert text.

4 Future Plans

Please insert text.

-
1. Institution Name 1
 2. Institution Name 2
 3. Institution Name 3

Short-component-identifier Component-type

IVS 2021+2022 Biennial Report

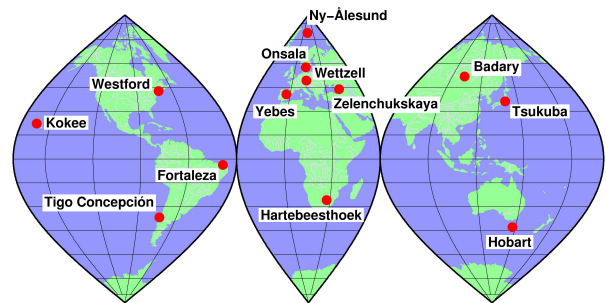


Fig. 1 Example of figure from .jpg file.

Table 1 Caption for Table 1.

| Heading 1 | Heading 2 | Heading 3 | Heading 4 |
|-----------|-----------|-----------|-----------|
| Value a1 | Value a2 | Value a3 | |
| Value b1 | | Value b3 | Value b4 |
| Value c1 | Value c2 | Value c3 | |
| Value d1 | Value d2 | Value d3 | Value d4 |
| Value e1 | Value e2 | Value e3 | Value e4 |

Acknowledgements

This section is optional.

References

1. D. Behrend, "Coordinating Center Report", In K. D. Baver, D. Behrend, and K. Armstrong, editors, International VLBI Service for Geodesy and Astrometry 2012 Annual Report, NASA/TP-2013-217511, pages 55–57, 2013.

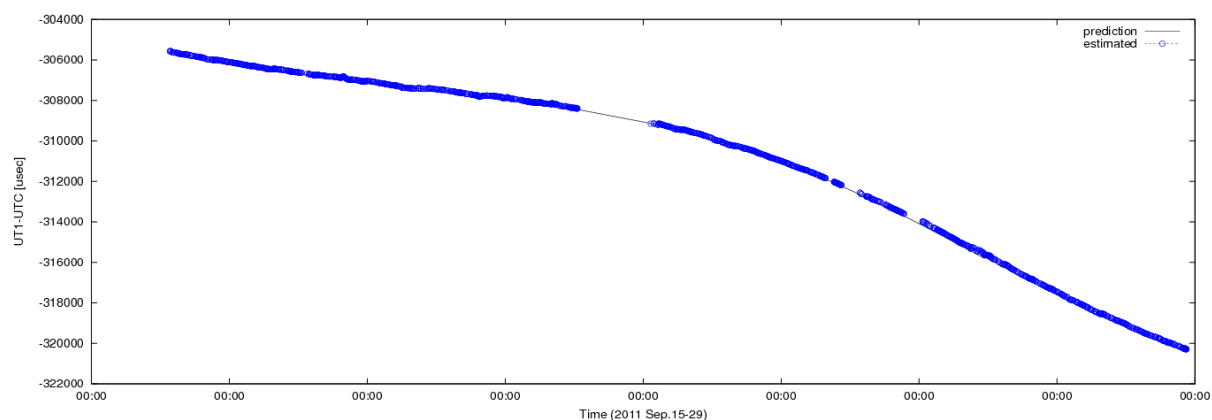


Fig. 2 Example of figure from .png file.

Table 2 Caption for Table 2.

| Heading 1 | Heading 2 | Heading 3 | Heading 4 | Heading 5 | Heading 6 | Heading 7 | Heading 8 |
|-----------|-----------|-----------|-----------|-----------|-----------|-----------|-----------|
| Value a1 | Value a2 | Value a3 | | Value a5 | Value a6 | Value a7 | Value a8 |
| Value b1 | | Value b3 | Value b4 | | | Value b7 | Value b8 |
| Value c1 | Value c2 | Value c3 | | Value c5 | Value c6 | Value c7 | |
| Value d1 | Value d2 | Value d3 | Value d4 | Value d5 | Value d6 | | |
| Value e1 | Value e2 | Value e3 | Value e4 | Value e5 | | Value e7 | |
| Value f1 | Value f2 | Value f3 | Value f4 | Value f5 | | Value f7 | |
| Value g1 | | Value g3 | Value g4 | Value g5 | Value g6 | Value g7 | Value g8 |
| Value h1 | Value h2 | Value h3 | | Value h5 | Value h6 | Value h7 | Value h8 |
| Value i1 | | Value i3 | Value i4 | | | Value i7 | Value i8 |
| Value j1 | Value j2 | Value j3 | | Value j5 | Value j6 | Value j7 | |
| Value k1 | Value k2 | Value k3 | Value k4 | Value k5 | Value k6 | | |
| Value l1 | Value l2 | Value l3 | Value l4 | Value l5 | | Value l7 | |
| Value m1 | Value m2 | Value m3 | Value m4 | Value m5 | | Value m7 | |
| Value n1 | | Value n3 | Value n4 | Value n5 | Value n6 | Value n7 | Value n8 |
| Value o1 | Value o2 | Value o3 | | Value o5 | Value o6 | Value o7 | Value o8 |
| Value p1 | | Value p3 | Value p4 | | | Value p7 | Value p8 |
| Value q1 | Value q2 | Value q3 | | Value q5 | Value q6 | Value q7 | |
| Value r1 | Value r2 | Value r3 | Value r4 | Value r5 | Value r6 | | |
| Value s1 | Value s2 | Value s3 | Value s4 | Value s5 | | Value s7 | |
| Value t1 | Value t2 | Value t3 | Value t4 | Value t5 | | Value t7 | |
| Value u1 | | Value u3 | Value u4 | Value u5 | Value u6 | Value u7 | Value u8 |
| Value v1 | Value v2 | Value v3 | | Value v5 | Value v6 | Value v7 | Value v8 |
| Value w1 | | Value w3 | Value w4 | | | Value w7 | Value w8 |
| Value x1 | Value x2 | Value x3 | | Value x5 | Value x6 | Value x7 | |
| Value y1 | Value y2 | Value y3 | Value y4 | Value y5 | Value y6 | | |
| Value z1 | Value z2 | Value z3 | Value z4 | Value z5 | | Value z7 | |

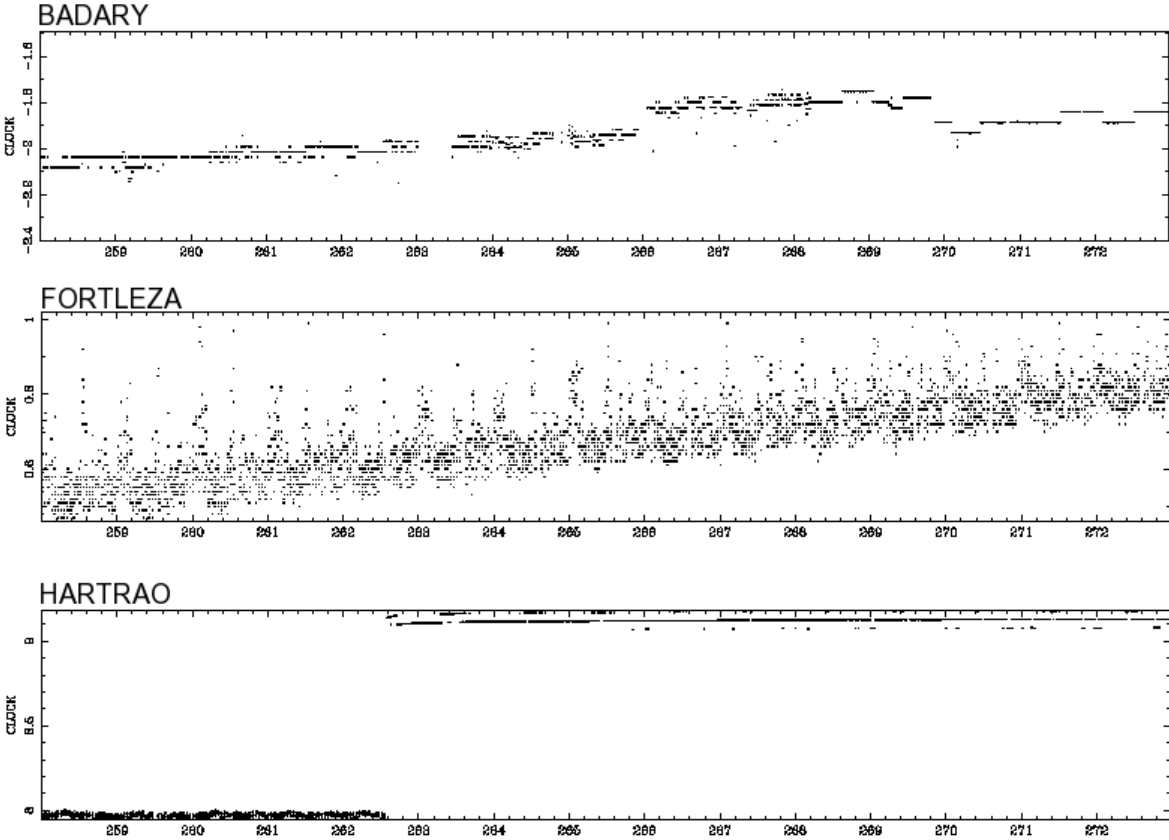


Fig. 3 Example of figure from .pdf file.